

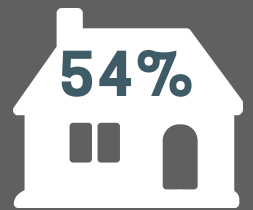
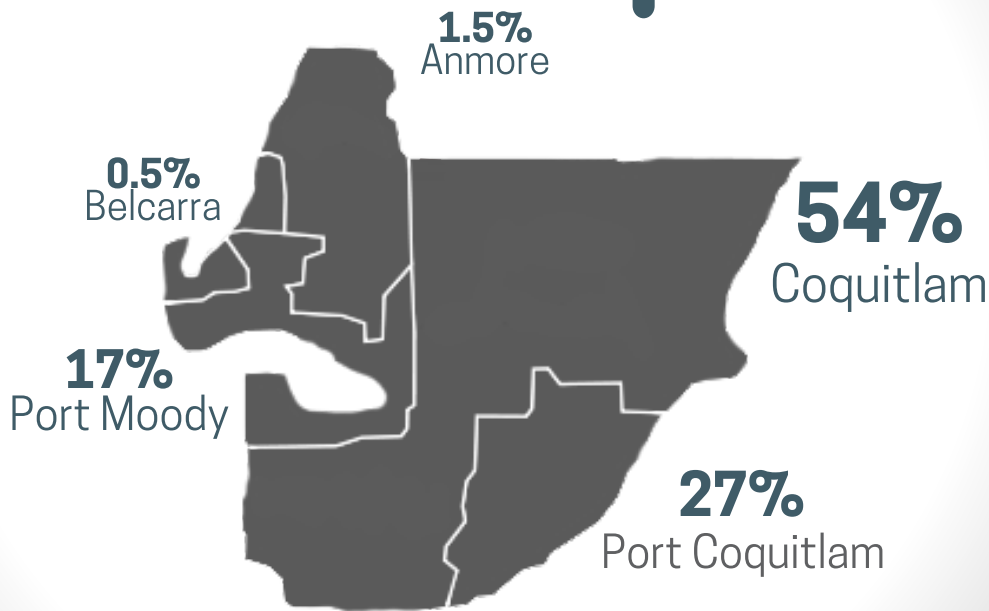
TRI-CITIES CHILD CARE NEEDS ASSESSMENT

The primary purpose of the child care survey was to collect basic demographic information about the households in the Tri-Cities with children (0-8yrs) and information on respondents' child care use, needs and preferences.



988
Survey Respondents

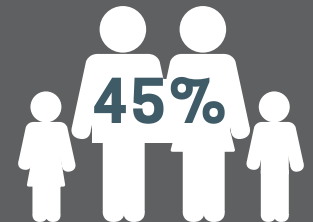
1,500
Children (0-8yrs)



54%
Household income
less than \$100,000



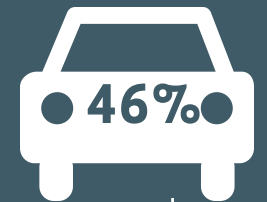
40%
Both parents work
full-time



45%
Live with two children
between 0-8

44% were born outside of Canada
56 different countries

More than one language was spoken in **26%** of households



46%
Parents work outside
of the Tri-Cities

47%
Parental Care

39%
Licensed Care

14%
Other Child Care
Arrangements

Primary child care arrangements, all children 0-8 years

TRI-CITIES CHILD CARE NEEDS ASSESSMENT



33%

of households using exclusively licensed care for their children have out-of-pocket expense of more than \$1,100 per month.



21%

of respondents reported they were currently on a waiting list for child care



24%

have experienced changes in primary child care the past year

46%

respondents would change child care arrangements if a preferred option became available.

49%

need full-time child care five days/per week for their children younger than school age

54%

need out of school care five days/week for school aged children

Top 5 reasons for choosing their current child care:

1. Convenience
2. Type of Program Offered
3. Reputation
4. Reasonable Cost
5. Physical Facilities

Top 3 changes for child care arrangement:



Cost



Quality



Location

Contact us to learn more or request access to the full report.

www.westcoastfamily.org

wfc@westcoastfamily.org

604.254.5457



BUILDING BLOCKS FOR BETTER LIVES

Westcoast Family Centres



Coquitlam River